

BALANCE GENERAL AL 30/11/2000  
 EN NUEVOS SOLES

FORMA 'A'  
 BANCO NUEVO MIBRO  
 SCOR221

ACTIVO		PASIVO Y PATRIMONIO NETO		TOTAL		TOTAL AJUST. X INFLACION	
MONEDA NACIONAL	MONEDA EXTRANJERA	MONEDA NACIONAL	MONEDA EXTRANJERA	TOTAL	TOTAL	TOTAL AJUST. X INFLACION	TOTAL AJUST. X INFLACION
42,273,506.95	239,448,055.87	281,721,562.82	608,036,915.11	939,725,680.26	939,725,680.26	939,725,680.26	939,725,680.26
32,684,725.37	216,311,546.00	248,996,271.37	46,355,806.46	59,192,933.01	59,192,933.01	59,192,933.01	59,192,933.01
602,156.31	16,747,401.66	17,349,557.97	85,018,984.33	103,354,848.24	103,354,848.24	103,354,848.24	103,354,848.24
8,986,625.27	6,389,108.21	15,375,733.48	326,932,355.03	615,057,044.17	615,057,044.17	615,057,044.17	615,057,044.17
564,600.73	47,419,569.73	48,084,170.46	17,220,135.23	19,830,274.25	19,830,274.25	19,830,274.25	19,830,274.25
789,917.19	49,092,511.74	49,882,423.93	20,461,019.26	20,461,019.26	20,461,019.26	20,461,019.26	20,461,019.26
125,316.46	1,672,942.01	1,798,258.47	477,738.72	42,401,724.74	42,401,724.74	42,401,724.74	42,401,724.74
145,997,720.48	1,331,095,947.09	1,477,093,667.57	10,097,346.77	11,343,759.76	11,343,759.76	11,343,759.76	11,343,759.76
38,016,022.25	63,523,783.54	101,539,805.79	60,027,282.01	58,084,076.83	58,084,076.83	58,084,076.83	58,084,076.83
10,376,303.02	17,282,369.21	17,282,369.21	3,000,000.00	3,000,000.00	3,000,000.00	3,000,000.00	3,000,000.00
81,611,142.21	352,449,087.52	434,060,229.73	190,620,000.00	190,620,000.00	190,620,000.00	190,620,000.00	190,620,000.00
318,177.90	72,158,561.29	72,476,739.19	14,120,000.00	14,120,000.00	14,120,000.00	14,120,000.00	14,120,000.00
8,075,549.58	108,340,600.27	116,416,149.85	176,500,000.00	176,500,000.00	176,500,000.00	176,500,000.00	176,500,000.00
21,624.00	4,162,283.15	4,183,907.15	14,120,000.00	14,120,000.00	14,120,000.00	14,120,000.00	14,120,000.00
4,403,162.44	81,508,024.65	85,911,187.09	830,257,659.98	830,257,659.98	830,257,659.98	830,257,659.98	830,257,659.98
141,396.34	10,229,863.01	10,371,259.35	6,164,670.71	25,108,641.91	25,108,641.91	25,108,641.91	25,108,641.91
17,987,882.05	111,664,484.05	129,652,366.10	23,030,791.73	202,824,390.92	202,824,390.92	202,824,390.92	202,824,390.92
13,672,167.49	88,306,693.29	101,978,860.79	892,441.81	892,441.81	892,441.81	892,441.81	892,441.81
1,281,371.82	157,532,675.80	158,814,047.62	4,794,610.43	6,897,247.26	6,897,247.26	6,897,247.26	6,897,247.26
39,955,044.83	165,960,624.76	205,915,669.59	1,786,023,097.34	2,199,326,062.14	2,199,326,062.14	2,199,326,062.14	2,199,326,062.14
14,743,824.88	14,743,824.88	14,743,824.88	248,137,682.01	248,137,682.01	248,137,682.01	248,137,682.01	248,137,682.01
			180,000,000.00	180,000,000.00	180,000,000.00	180,000,000.00	180,000,000.00
			58,152,830.54	58,152,830.54	58,152,830.54	58,152,830.54	58,152,830.54
			9,984,851.47	9,984,851.47	9,984,851.47	9,984,851.47	9,984,851.47
152,446,173.85	152,446,173.85	152,446,173.85	651,440,646.81	2,447,463,744.15	2,447,463,744.15	2,447,463,744.15	2,447,463,744.15
265,359,775.09	2,098,899.89	267,458,674.98	191,974,419.81	410,272,373.53	410,272,373.53	410,272,373.53	410,272,373.53
663,440,646.81	1,786,023,097.34	2,447,463,744.15	41,745,852.02	41,745,852.02	41,745,852.02	41,745,852.02	41,745,852.02
			135,939,869.96	201,767,904.32	201,767,904.32	201,767,904.32	201,767,904.32
191,974,419.81	410,272,373.53	602,246,793.34	74,895,468.84	74,895,468.84	74,895,468.84	74,895,468.84	74,895,468.84
752,811,314.54	5,227,040,074.62	5,979,851,389.16	56,034,549.85	91,863,148.35	147,897,698.20	147,897,698.20	147,897,698.20
			752,811,314.54	5,227,040,074.62	5,979,851,389.16	5,979,851,389.16	5,979,851,389.16

ISKCONLEVY C.  
 DIRECTOR

DAVID LEVY P.  
 DIRECTOR

ISKCONLEVY C.  
 DIRECTOR


TIPO DE CAMBIO S.B.L. 1: 3.53000000

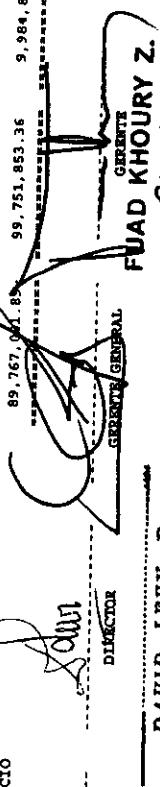
GERENTE GENERAL  
 (Msc) ARMANDO TORRES L.  
 Vice Presidente-Reserva General

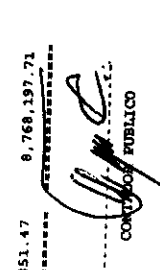
GERENTE  
 FUAD KHOURY Z.  
 Gerente

CONSEJERO PUBLICO  
 EDGAR CROQUE DE LA CRUZ  
 CONTADOR GENERAL

	MONEDA NACIONAL	EQUIVALENTE N/E	TOTAL	TOT. AJUSTADO X INFLACION
<b>INGRESOS FINANCIEROS</b>				
Intereses y comisiones de colocaciones	50,460,491.49	215,885,152.70	266,345,644.19	271,321,928.03
Intereses de depósitos en Inst. Financieras	48,166,538.19	189,486,999.99	237,653,538.18	242,287,195.23
Intereses de Fondos Interbancarios	784,228.72	13,850,615.80	14,634,844.52	14,917,587.12
Diferencia de Cambio	819,669.61	88,862.01	908,531.62	923,006.02
Resjuste por indexación		9,700,919.60	9,700,919.60	9,897,390.57
Manza e Intereses de Inversiones y Resultado en La Compra-Ventada Valores	490,054.97	2,463,378.17	2,953,433.14	2,997,682.97
Otros		294,377.13	294,377.13	289,066.12
<b>GASTOS FINANCIEROS</b>				
Intereses por depósitos	46,972,339.75	129,607,674.89	176,580,014.64	179,961,008.86
Intereses por Fondos Interbancarios	41,417,363.06	43,952,773.81	85,370,136.87	84,968,531.06
Intereses y Comis. por Otras Obligac. Financ.	144,628.25	1,139,722.24	1,284,350.49	1,306,966.78
Int por Reg.Sistema Financiero y Org.Fin.Internac.	4,478,529.94	80,373,702.23	84,852,232.17	86,486,311.30
Diferencia de cambio	580,888.29	3,001,385.76	3,582,274.05	3,647,562.13
Resjuste por indexación		344,692.32	344,692.32	358,978.16
Primas del Fondo de Seguro de Depósitos	128,300.90	694,342.03	822,642.93	836,437.60
Otros	222,639.31	2,101,257.50	2,323,896.81	2,364,221.83
<b>RESULTADO FINANCIERO</b>				
<b>OTROS INGRESOS</b>				
Comisiones por Operac. Conting. y Servicios	3,488,151.74	86,277,477.81	89,765,629.55	91,360,919.17
Comisiones por Fideicomisos y Administrac.	60,423,691.54	33,123,493.11	93,547,184.65	95,526,482.52
Comisiones por Operac. Conting. y Servicios	5,452,603.80	16,824,754.36	22,277,358.16	22,699,440.50
Varios	728,043.07	27,797.61	755,840.68	755,840.68
<b>PROVISIONES Y DEPRECIACION</b>				
Fluctuación de Valores	37,285,297.47	18,023,787.09	55,309,084.56	56,326,277.62
Colocaciones	135,765.16	1,642,871.79	1,778,636.95	1,801,129.11
Cuentas por Cobrar	1,440,501.10	15,953,490.59	17,393,991.69	17,565,167.41
Bienes Realizables y Adjudicados	2,927,379.40		2,927,379.40	3,058,897.06
Contingencias	8,334,871.20		8,334,871.20	8,543,495.17
Depreciación y Amortización	61,413.10	427,424.71	488,837.81	492,748.51
<b>RESULTADO ANTES DE GASTOS OPERATIVOS E IMPUESTOS</b>				
Otros Gastos	24,385,367.51		24,385,367.51	24,866,840.36
	26,626,545.81	101,377,183.83	128,003,729.64	130,561,124.07
<b>OTROS GASTOS</b>				
De Personal	116,393,547.70	1,625,330.47	118,018,878.17	120,322,655.89
Gastos Generales	44,243,898.15		44,243,898.15	45,029,124.40
Honorarios del Directorio	43,571,410.69	1,363,556.53	44,934,967.22	45,822,507.93
Varios	28,578,238.86	261,773.94	28,840,012.80	29,471,023.56
<b>UTILIDAD ANTES DE IMPUESTO A LA RENTA</b>				
IMPUESTO A LA RENTA	89,767,001.85	99,751,853.36	9,984,851.47	10,238,468.18
<b>RESULTADO EXPOSICION A LA INFLACION (REI)</b>				
<b>UTILIDAD NETA DEL EJERCICIO</b>				
	89,767,001.85	99,751,853.36	9,984,851.47	1,470,270.47

ISY  C.  
 Director

  
 GERENTE GENERAL  
 FUAD KHOURY Z.  
 GERENTE

  
 COMODORO PUBLICO